



Oracle E-Business Suite Release 11i Summary Accounts A to Z (Including FSG)

Karen Brownfield
Solution Beacon, LLC
www.solutionbeacon.com

Real Solutions for the Real World.®

Are you an OAUG Member?

Member Benefits include:

- **Advocacy** opportunities to influence Oracle on product enhancements, usability, new features, Oracle support, pricing and quality
- **Knowledge** that showcases the latest trends and techniques used by industry leaders through our national and regional events and our publications, such as OAUG Insight magazine
- **Communication** with other OAUG members worldwide through participation in OAUG committees, leadership positions, interaction with Oracle Corporation's user initiatives, frequent member surveys, and Oracle management briefings
- **Education** through the hundreds of career-enhancing presentations in our conference paper database archive, as well as discounts to conferences and Oracle education
- **Networking** with Oracle customers, industry experts, third-party software firms, and other Oracle Applications specialists through our Member Database and Online Vendor Directory

About the Presenter

Karen Brownfield

- **25+ yrs experience in IT Industry**
- **15+ yrs experience Oracle Applications**
- **8 yrs experience Workflow**
- **OAUG Board of Directors 13 years, Past President, Pricing Council**
- **Presenter of Training/Presentations multiple clients, conferences**
- **Solution Beacon** is a leading provider of expert-level resources to Government Agencies and Fortune 1000 companies specializing in the Oracle Applications marketplace, providing leading expertise in the following areas:
 - ◆ Release 11/Upgrades/Implementations
 - ◆ Oracle Apps Database Administration
 - ◆ Oracle Systems Architecture
 - ◆ Oracle Performance Tuning
 - ◆ Oracle Workflow

Definition

Hierarchical rollup of children and/or parents to allow for faster reporting and inquiry on-line of a parent account balance

Pros and Cons

Pros

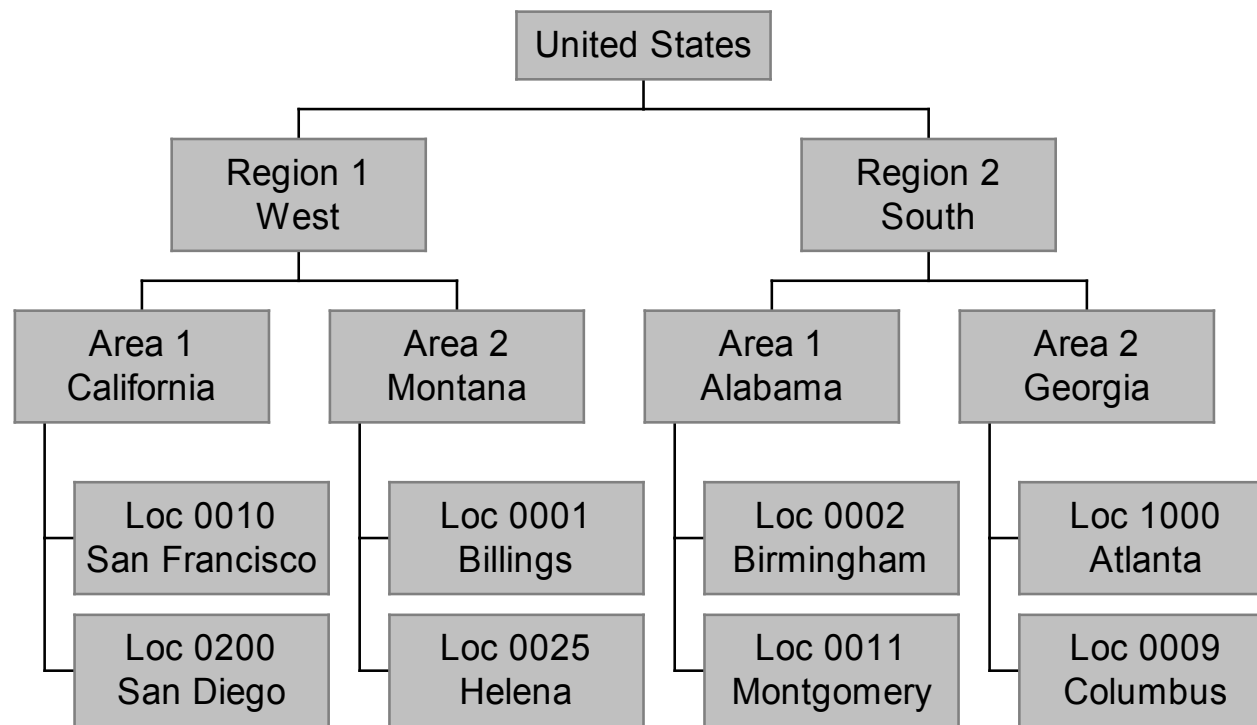
- Faster Reporting
- On-line inquiry

Cons

- Maintenance
- Speed of creation
- More GL_BALANCES records

Hierarchy

Sample Hierarchy



The Process

- Define structure on paper
- Define Rollup Groups
- Define Parents
 - ◆ Assign Rollup Group
 - ◆ Add Children
- Create Summary Account

Define Rollup Groups

- Navigation from GL responsibility
Setup | Financials | Flexfields | Key | Groups
- Must identify the Key Flexfield Value Set

Find Key Flexfield Segment

Find Values By

- Value Set
- Key Flexfield
- Descriptive Flexfield
- Concurrent Program

Application: **General Ledger**

Title: **Accounting Flexfield**

Structure: **Operations Accounting Flex**

Segment: **Department**

Independent Value:

Clear Find

Define Rollup Groups

Rollup Groups

Value Set Key Flexfield

Title **Accounting Flexfield** Structure **Operations Accounting**

Independent Segment **Department** Dependent Segment

Independent Value Value Description

Rollup Groups

Code	Name	Description
<input checked="" type="checkbox"/> Finance	Finance	Finance
<input type="checkbox"/> HR-Admin	HR-Admin	HR&Admin
<input type="checkbox"/> Region	Region	Region
<input type="checkbox"/> Resources	Resources	Total Resources
<input type="checkbox"/>		
<input type="checkbox"/>		
<input type="checkbox"/>		
<input type="checkbox"/>		
<input type="checkbox"/>		
<input type="checkbox"/>		
<input type="checkbox"/>		
<input type="checkbox"/>		
<input type="checkbox"/>		

Verify Rollup Groups Not Frozen

■ Navigation from GL responsibility

Setup | Financials | Flexfields | Key | Segments

Application: Flexfield Title:

Structures

Code	Title	Description	View Name
Norway Accounting FI	Norway Accounting Flex	Vision Norway Accounting Fle	
OPM_ACCOUNTING_F	OPM Accounting Flex	OPM Accounting Flex	
OPERATIONS_ACCOU	Operations Accounting Flex	Vision Operations Accounting	
POLAND_ACCOUNTIN	Poland Accounting Flex	Vision Poland Accounting Fle	
PORTUGAL_ACCOUNT	Portugal Accounting Flex	Vision Portugal Accounting FI	
PROGRESS_ACCOUNT	Progress Accounting Flexfield	Progress Government Account	
PROGRESS_CANADA	Progress Canada Accounting F	Progress Canada Accounting	
PROGRESS_FR_ACCO	Progress FR Accounting Flex	Progress FR Accounting Flexf	

Freeze Flexfield Definition
 Cross-Validate Segments
 Enabled
 Freeze Rollup Groups
Segment Separator:
 Allow Dynamic Inserts

Verify Rollup Groups Not Frozen

- **ALL** accounting flexfields using the value set must have 'Freeze Rollup Groups' unchecked
- Drill down to value set, click Usages

The screenshot shows the 'Value Sets' configuration window for 'Operations Department'. The 'Usages' button is circled in red. The window contains the following fields and options:

- Value Set Name: **Operations Department**
- Description: **Operations Department**
- List Type: **List of Values**
- Security Type: **Non-Hierarchical Security**
- Format Validation:
 - Format Type: **Char**
 - Maximum Size: **3**
 - Precision:
 - Numbers Only (0-9)
 - Uppercase Only (A-Z)
 - Right-justify and Zero-fill Numbers (0001)
 - Min Value:
 - Max Value:
- Value Validation:
 - Validation Type: **Independent**
 -

Verify Rollup Groups Not Frozen

- Click 'Key Flexfield Segments' tab
- Note Accounting Flexfield structure names, return to 'Key Flexfield Segments' screen, verify flag



The screenshot shows a web browser window titled 'Usages - Operations Department'. The main content area has three tabs: 'Descriptive Flexfield Segments', 'Key Flexfield Segments' (which is selected), and 'Concurrent Program Parameters'. Below the tabs is a table with four columns: 'Application Name', 'Flexfield Title', 'Structure Name', and 'Segment Name'. The table contains five rows of data, all with 'General Ledger' as the application name and 'Accounting Flexfield' as the flexfield title. The structure names and segment names vary across the rows.

Application Name	Flexfield Title	Structure Name	Segment Name
General Ledger	Accounting Flexfield	Argentina Accounting F	Department
General Ledger	Accounting Flexfield	Thai Accounting Flex	Department
General Ledger	Accounting Flexfield	Taiwanese Accounting	Department
General Ledger	Accounting Flexfield	Finland Accounting Fle	Department
General Ledger	Accounting Flexfield	Chile Accounting Flex	Cost Center

Define Parent Account

Segment Values

Value Set
 Key Flexfield
 Descriptive Flexfield
 Concurrent Program

Title: **Accounting Flexfield** Structure: **Operations Accounting**
 Independent Segment: **Department** Dependent Segment:
 Independent Value:
 Value Description:

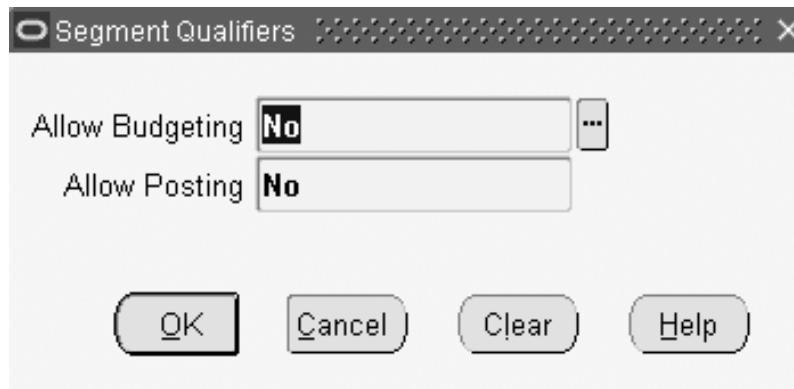
— **Values (Department)** —

Values, Effective
 Values, Hierarchy, Qualifiers

Value	Translated Value	Description	Parent	Group	Level	Qualifiers	[]
<input checked="" type="checkbox"/> PT	PT	Parent Total	<input checked="" type="checkbox"/>			No.No.	
<input type="checkbox"/> SA1	SA1	South Area 1	<input checked="" type="checkbox"/>	Region		No.No.	
<input type="checkbox"/> SA2	SA2	South Area 2	<input checked="" type="checkbox"/>	Region		No.No.	
<input type="checkbox"/> SOU	SOU	South	<input checked="" type="checkbox"/>	Region		No.No.	
<input type="checkbox"/> T	T	Total Department Parent	<input checked="" type="checkbox"/>			Yes.Yes.	
<input type="checkbox"/> US	US	US	<input checked="" type="checkbox"/>	Region		No.No.	
<input type="checkbox"/> UST	UST	US Test	<input checked="" type="checkbox"/>		1	No.No.	

Define Parent Account

- If 'Group' field is grayed out, an accounting flexfield structure still exists with 'Freeze Rollup Groups' checked
- Don't assign Rollup Group to 'T'
- Make sure Posting and Budgeting = 'No'



The screenshot shows a dialog box titled "Segment Qualifiers" with a close button (X) in the top right corner. Inside the dialog, there are two text input fields. The first field is labeled "Allow Budgeting" and contains the text "No". The second field is labeled "Allow Posting" and also contains the text "No". Below these fields are four buttons: "OK", "Cancel", "Clear", and "Help".

Assign Children

- Parent Values Only – Values not tagged as parent value not included
- Child Values Only – Values tagged as parent value not included

The image shows two overlapping Oracle configuration windows. The top window is titled "Child Ranges (Operations Department) - SOU" and contains a table with the following data:

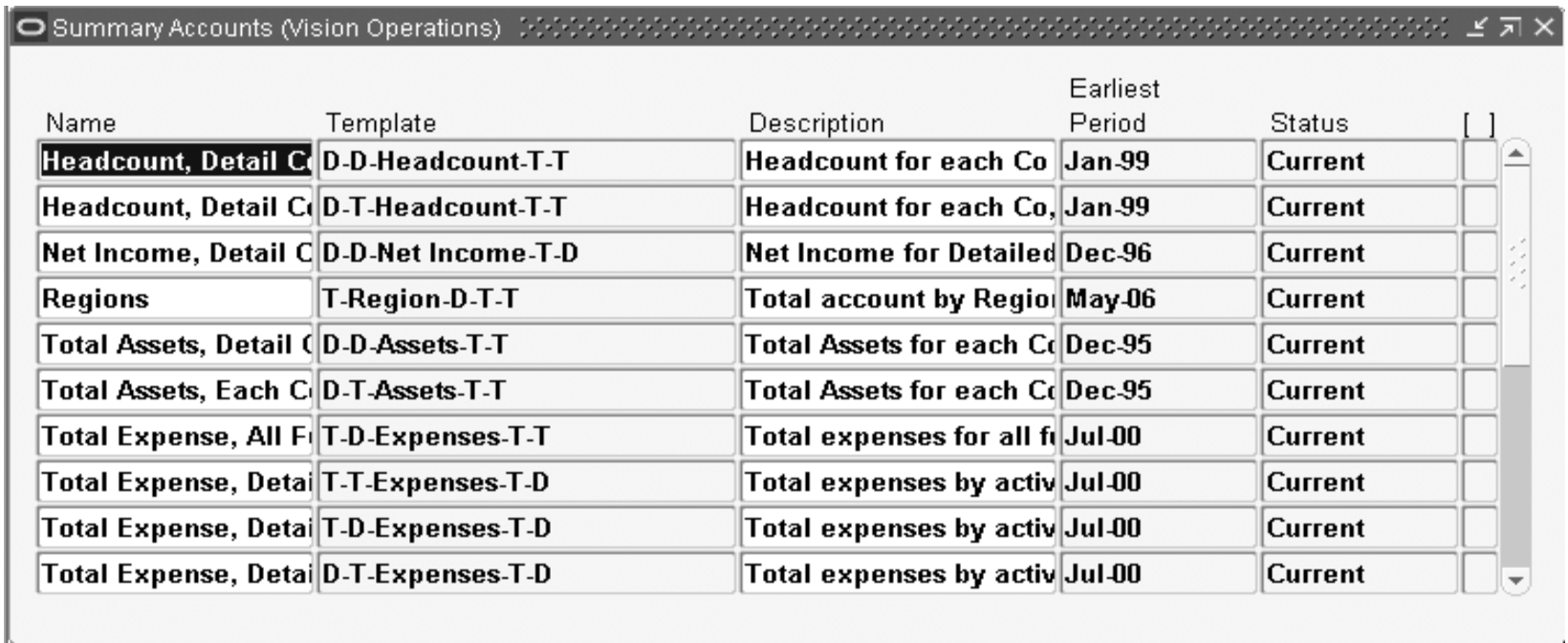
From	To	Include
SA1	SA2	Parent Values Only

The bottom window is titled "Child Ranges (Operations Department) - SA1" and contains a table with the following data:

From	To	Include
030	031	Child Values Only

Define Summary Account

- Navigation from General Ledger Setup | Accounts | Summary



Summary Accounts (Vision Operations)

Name	Template	Description	Earliest Period	Status	[]
Headcount, Detail C	D-D-Headcount-T-T	Headcount for each Co	Jan-99	Current	
Headcount, Detail C	D-T-Headcount-T-T	Headcount for each Co,	Jan-99	Current	
Net Income, Detail C	D-D-Net Income-T-D	Net Income for Detailed	Dec-96	Current	
Regions	T-Region-D-T-T	Total account by Region	May-06	Current	
Total Assets, Detail C	D-D-Assets-T-T	Total Assets for each Co	Dec-95	Current	
Total Assets, Each C	D-T-Assets-T-T	Total Assets for each Co	Dec-95	Current	
Total Expense, All F	T-D-Expenses-T-T	Total expenses for all fi	Jul-00	Current	
Total Expense, Detai	T-T-Expenses-T-D	Total expenses by activ	Jul-00	Current	
Total Expense, Detai	T-D-Expenses-T-D	Total expenses by activ	Jul-00	Current	
Total Expense, Detai	D-T-Expenses-T-D	Total expenses by activ	Jul-00	Current	

Template Options

- D – Detail – create account for each value in this segment
- T – Total – sum up all values for this segment into one (requires value 'T' to be defined)
- Rollup Group – create account for each parent assigned to the specified group

Sample Structure

Segment 1	Segment 2
Detail values 5, 6, 7, 8	Detail values 1, 2, 3, 4
Parents G3 – 5,6 G4 - 7,8	Parents G1 – 1,2 G2 – 3, 4

Sample Structure

T-D	T-1 T-2	T-3 T-4	Grp-Grp	G3-G1 G4-G1	G3-G2 G4-G2
T-Grp	T-G1	T-G2	Grp-T	G3-T	G4-T
D-Grp	5-G1 6-G1 7-G1 8-G1	5-G2 6-G2 7-G2 8-G2	Grp-D	G3-1 G3-3 G4-1 G4-3	G3-2 G3-4 G4-2 G4-4
D-T	5-T 7-T	6-T 8-T	T-T	T-T	

When the Process Errors Out

- Check the log file
 - ◆ Duplicate
 - ◆ “Snapshot too old”
 - ◆ Ran out of table space
- Delete the summary account
- Fix the problem
- Re-run

Maintenance

- Maintain Summary Templates Program
 - ◆ New Child added to parent within existing parent range
 - ◆ Example – parent AL, range 01-10, value 09 created
- Posting performs same function, but increases posting time

Maintenance

- Incremental Add/Delete Summary Template Program
 - ◆ Add/remove range to parent value
 - ◆ Add/remove parent to rollup group
 - ◆ Change rollup group assigned
- Quicker than drop/recreate

On-Line Inquiry-Select Template

Account Inquiry (Vision Operations)

Selection Criteria

Accounting Periods
From
To

Currency
 Single Currency Currency
 All Currencies

Currency Type
 Entered
 Translated

Primary Balance Type **Secondary Balance Type**

Actual
 Budget
 Encumbrance

Summary Template

Accounts

Description

Show Balances Show

Summary Templates

Find %

Template Name	Template
Headcount, Detail Co and Dept	D-D-Headcount-T-T
Headcount, Detail Co and Tot...	D-T-Headcount-T-T
Net Income, Detail Company, ...	D-D-Net Income-T-D
Regions	T-Region-D-T-T
Total Assets, Detail Comp., an...	D-D-Assets-T-T
Total Assets, Each Company ...	D-T-Assets-T-T
Total Expense, All Funds, Deta...	T-D-Expenses-T-T
Total Expense, Detail Activity	T-T-Expenses-T-D
Total Expense, Detail Activity a...	T-D-Expenses-T-D
Total Expense, Detail Activity a...	D-T-Expenses-T-D
Total Expense, Total fund dept...	T-T-Expenses-D-T
Total Expenses, Detail Co, De...	D-D-Expenses-T-D
Total Expenses, Detail Compa...	D-D-Expenses-T-T

Find OK Cancel

Select Account Range

Account Inquiry (Vision Operations)

Selection Criteria

Accounting Periods
From:
To:

Currency
 Single Currency Currency:
 All Currencies

Currency Type
 Entered
 Translated

Primary Balance Type **Secondary Balance Type**

Actual
 Budget
 Encumbrance

Budget:
Encumbrance Type:

Factor
 Units
 Thousands
 Millions
 Billions

Summary Template:

Accounts

<input checked="" type="checkbox"/>	T-SA1-4130-T-T
<input type="checkbox"/>	T-SA2-4130-T-T
<input type="checkbox"/>	T-SOU-4130-T-T

Description

FSG – Profile Options

- FSG: Expand Parent Value
 - ◆ Yes – Rollup Group used to prevent expansion to child value
 - ◆ No – Summary Flag used to determine whether or not to expand
 - ◆ MetaLink note 1012620.102

FSG – Expand Parent Value

■ Example 1

- ◆ FSG: Expand Parent Value = Yes
- ◆ Summary Flag = Yes
- ◆ Parent Value in rollup group = Yes
- ◆ Result: FSG looks for summary accounts with this parent value, no expansion, template can't = D

Expand = Yes, Summary = Yes

Example 1

Co	Dpt	Acct	Sub	Prd	

Summary = Yes, US-US					
	US				349
Summary = Yes, SOU-WST					
	SOU				244
	US				349
	WA1				60
	WA2				45
	WST				105
Summary = Yes, SA1-SA2					
	SA1				130
	SA2				114

- Row 030-031 returned no value

FSG – Expand Parent Value

■ Example 2

- ◆ FSG: Expand Parent Value = Yes
- ◆ Summary Flag = Yes
- ◆ Parent Value in rollup group = No
- ◆ Result: FSG expands parent, looks for summary accounts with the child value, template must = D

FSG – Expand Parent Value

■ Example 3

- ◆ FSG: Expand Parent Value = Yes
- ◆ Summary Flag = No
- ◆ Parent Value in rollup group = Yes
- ◆ Result: FSG does not expand parent, looks for detail accounts with the parent value, won't work

Expand = Yes, Summary = No

Example 3

Summary = No, 030-039

030

100

031

30

- Note that rows that reference parent values didn't display

FSG – Expand Parent Value

■ Example 4

- ◆ FSG: Expand Parent Value = Yes
- ◆ Summary Flag = No
- ◆ Parent Value in rollup group = No
- ◆ Result: FSG expands parent, looks for detail accounts within parent range

FSG – Expand Parent Value

■ Example 5

- ◆ FSG: Expand Parent Value = No
- ◆ Summary Flag = Yes
- ◆ Value in rollup group = Yes
- ◆ Result: FSG looks for summary accounts with this segment value, doesn't expand to child values

FSG – Expand Parent Value

■ Example 6

- ◆ FSG: Expand Parent Value = No
- ◆ Summary Flag = Yes
- ◆ Value in rollup group = No
- ◆ Result: Range does not expand to detail, shows summary within range, detail won't show

Expand No, Summary Yes Example 5,6

Summary = Yes, US-US	
US	349
Summary = Yes, SOU-WST	
SOU	244
US	349
WA1	60
WA2	45
WST	105
Summary = Yes, SA1-SA2	
SA1	130
SA2	114
-	-- --- ---

FSG – Expand Parent Value

■ Example 7

- ◆ FSG: Expand Parent Value = No
- ◆ Summary Flag = No
- ◆ Parent Value in rollup group = No/Yes
- ◆ Result: FSG should expand parent, look for detail accounts within parent range, have to list parents separately

Expand No, Summary No Example 7

```

---
Summary = No, US-US
  010      50
  011      10
  020      40
  021       5
  030     100
  031      30
  040      35
  041      45
  042      15
  043      12
  044       3
  045       4
Summary = No, SA1-SA2
  030     100
  031      30
Summary = No, 030-039
  030     100
  031      30

```

■SOU-
 WST
 Missing
 ■SA1-SA2
 Missing
 SA2

Accounts			Summary	
	Low	High	Display	Activity
+ ▾	-SOU---	WST---	T-E-T-T-T	<input type="checkbox"/> Net ▾

Expand No, Summary No Example 7

Summary = No, SOU-WST

030	100
031	30
040	35
041	45
042	15
043	12
044	3
045	4
010	50
011	10
020	40
021	5

Summary = No, SA1-SA2

030	100
031	30
040	35
041	45

■ All values present

Accounts			Summary	
Low	High	Display	Activity	
+ -SOU---	-SOU---	T-E-T-T-T	<input type="checkbox"/>	Net
+ -WST---	-WST---	T-E-T-T-T	<input type="checkbox"/>	Net

Find More Information

- Flexfield Users Guide
 - ◆ Rollup Groups
- General Ledger Users Guide
 - ◆ Summary Accounts
- MetaLink
 - ◆ Expand Parent Value
 - ◆ Summary Account
 - ◆ Parent Value

Questions and Answers

KISS



Keep It Simple and Supportablesm

Thank You!

Karen Brownfield
kbrownfield@solutionbeacon.com
www.solutionbeacon.com

ORACLE CERTIFIED
PARTNER

© 2005-2006 Solution Beacon, LLC. All Rights Reserved.

